


Get started with Gmail

3. Find email


Next: 4. Create signatures

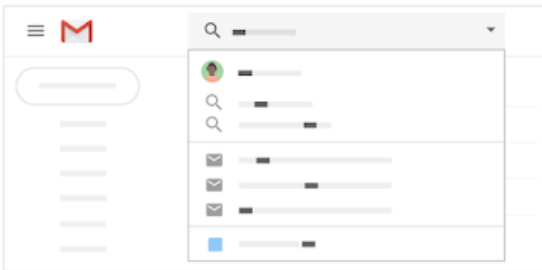
 Search your inbox to find the email you need.

In this section:

- [3.1 Search your inbox](#)
- [3.2 Narrow your search](#)

3.1 Search your inbox

To search for keywords, enter the word you're looking for into the search box. Gmail suggests search terms as you type. Click a suggestion or click Search .

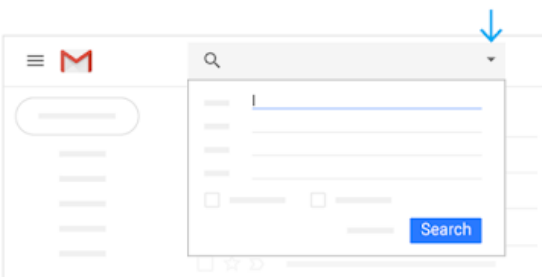


3.2 Narrow your search

To narrow your search, at the right of the Gmail search box, click the Down arrow .

Add specific search criteria. For example, you can find an email from **Alice** that has an **attachment** within a particular time frame.

To learn more about advanced searches, see [search operators in Gmail](#).



[↑ Back to top](#)

 Give feedback about this article

Was this helpful?

Yes

No